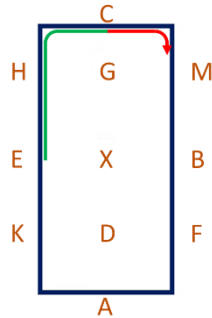
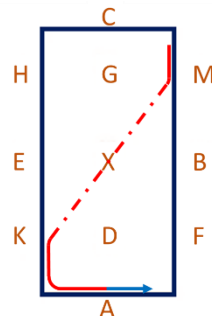


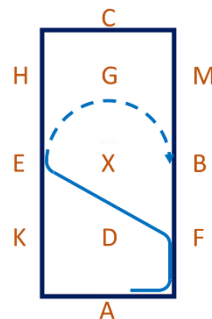
11. E-H – Working canter
C – Working trot



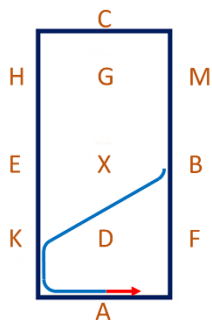
12. MXK – Change the rein and show some medium trot strides
A – Medium walk



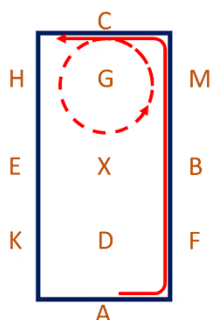
13. F-E – Change the rein in medium walk
E-B – Half 20m circle right 20m to B in free walk on a long rein



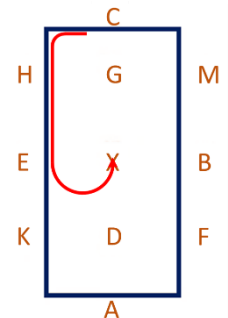
14. B-K – Change the rein in medium walk
A – Working trot



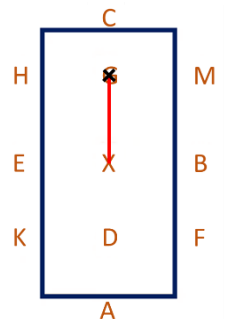
15. A-C – working trot. Circle left 15m diameter allowing the horse to stretch, taking up the reins before returning to C



16. H-E – Working trot
E – Half circle left 10m diameter to X



17. X – Continue down the centre line
G – Halt, Imobility, Salute



- Medium Walk
- - - Walk on a Free Rein
- Working Trot
- - - Working trot allowing stretch
- . - . Medium Trot
- Working Canter
- . - . Medium Canter
- ★ Give and take reins
- ★ Halt